

The influence of **Prolibid Femina**[®] on the quality of sexual life.

prolibid *femina*[®]
free your femininity

Violetta Skrzypulec-Plinta, Agnieszka Droszol-Cop

The Department of Women's Health of The Silesia Medical University in Katowice

Tomasz Paszkowski

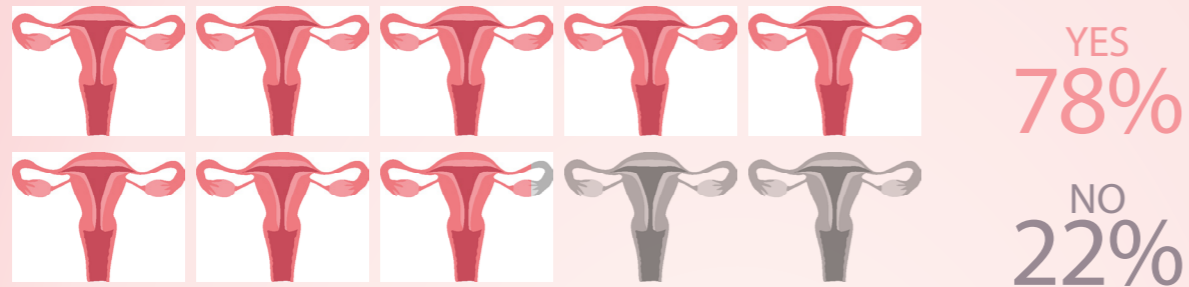
The 3rd Chair and Clinic of Gynaecology of the Medical University in Lublin

THE PURPOSE AND DESCRIPTION OF THE CLINICAL STUDY

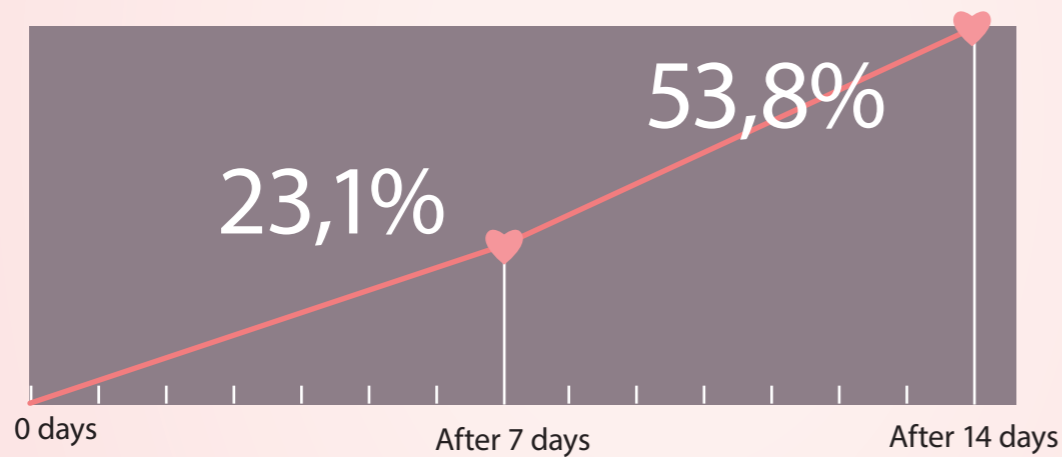
The purpose of this clinical study was to evaluate the effect of the monthly therapy with **Prolibid Femina**[®] in patients with diagnosed decrease of libido. 50 women, age between 25 and 50 years, sexually active, free from systemic diseases such as diabetes and hypertension were enrolled in the clinical study. Patients were taking 1 sachet of the product per day for 1 month, in the morning, after a meal. There were two study visits: before the treatment and after 4 weeks of the treatment. The study evaluated: the level of satisfaction of women using **Prolibid Femina**[®]; the quality of sexual life on the basis of a standardized Female Sexual Function Index - FSFI questionnaire; overall sexual satisfaction, based on the subjective 5-point analogue VAS scale.

CLINICAL STUDY RESULTS


1. THE INCREASE OF DESIRE (INCREASED DESIRE FOR SEX) AFTER TREATMENT



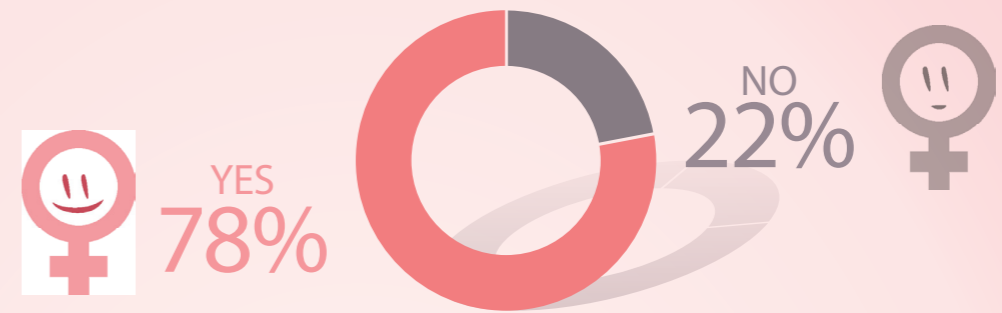
2. PERIOD OF TIME, AFTER WHICH PATIENTS HAVE FELT THE EFFECTS OF THERAPY




3. SEXUAL ACTIVITY INCREASE AFTER TREATMENT



4. INCREASED LEVEL OF SATISFACTION WITH INTIMATE MOMENTS



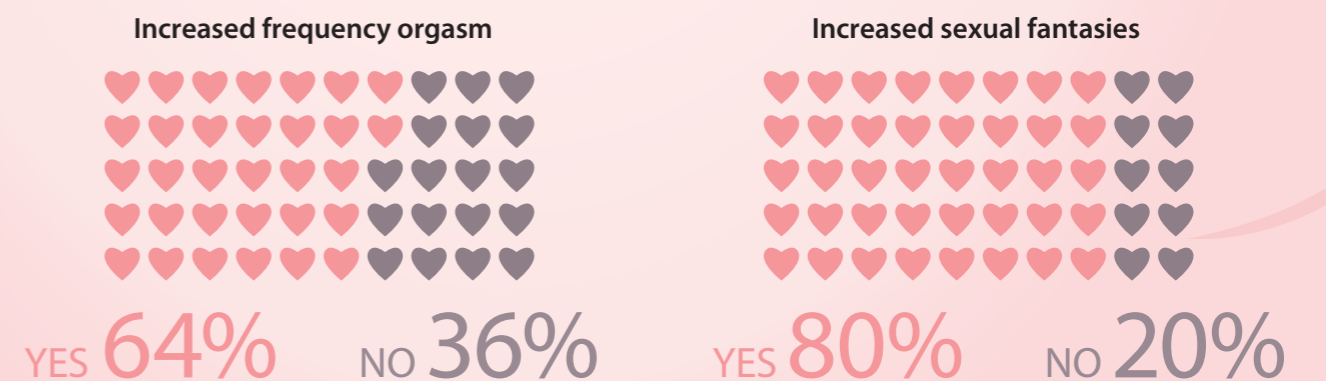
5. INCREASED NUMBER OF INTIMATE MOMENTS AFTER THE THERAPY



6. INCREASED INTENSITY OF INTIMATE EXPERIENCES



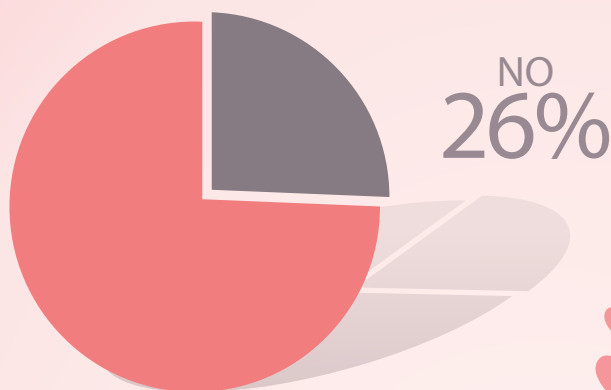
7. INCREASED FREQUENCY OF ORGASM AND SEXUAL FANTASIES



8.

INCREASED DESIRE FOR SEXUAL INTIMACY

YES
74%



NO
26%

The proportion of patients with clinically significant sexual dysfunction (FSF <26.55 = female sexual dysfunction [FSD] - the difference which was statistically significant ($p = 0.021$).

66%

I visit



44%

II visit



The evaluation of the quality of sexual life of women before and after the therapy with Prolibid Femina® (Visit I vs. Visit II; n = 50).

The quality of sexual life		Median	Minimum	Maximum	p*
FSFI – total	I visit	21,30	7,20	30,00	<0,001
	II visit	27,60	9,30	34,60	
FSFI – desire	I visit	3,60	1,20	4,80	0,007
	II visit	4,20	1,80	6,00	
FSFI – excitement	I visit	3,00	1,20	5,10	<0,001
	II visit	4,50	1,30	5,70	
FSFI – lubrication	I visit	3,60	1,50	5,10	<0,001
	II visit	4,80	1,80	5,70	
FSFI – orgasm	I visit	3,60	1,20	5,20	<0,001
	II visit	4,40	1,60	6,00	
FSFI– satisfaction	I visit	3,60	1,20	4,80	<0,001
	II visit	4,20	1,20	5,60	
FSFI– pain	I visit	3,60	1,60	5,20	0,02
	II visit	4,00	1,60	5,60	
Overall sexual satisfaction – analogue scale	I visit	2,0	1,0	5,00	<0,001
	II visit	4,0	1,0	5,00	

* Wilcoxon matched-pairs signed-rank test